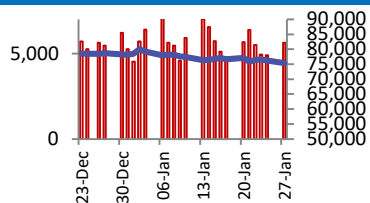
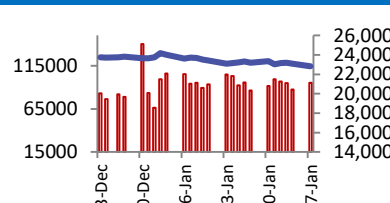


**BSE**



Open	75700
High	75926
Low	75268
Close	75366
Change	-824
Volume (Lacs)	5835
Turnover (Rs.inCr)	5637

**NSE**



Open	22940
High	23007
Low	22787
Close	22829
Change	-263
Volume(Lacs)	34017
Turnover(Rs.in Cr)	95151

World Markets	Current	Previous	Pt. Chg	Var(%)
Dow	44714	44424	289	0.7%
Dow Futures	44820	44904	(84)	-0.2%
Nasdaq	19342	19954	(612)	-3.1%
FTSE	8504	8502	1	0.0%
Nikkei	39340	39566	(226)	-0.6%
Hang Seng	20212	20198	14	0.1%
Gift Nifty	22940	22935	5	0.0%
Straits Singapore	3822	3797	25	0.7%
South Korea	2537	2537	Closed	Closed
Taiwan	23525	23525	Closed	Closed
Shanghai	3251	3251	Closed	Closed

Commodity Prices	Current	Previous	Pt. Chg	Var(%)
Copper (\$/MT)	9051	9095	(45)	-0.5%
Alumin (\$/MT)	2598	2603	(5)	-0.2%
Zinc (\$/MT)	2822	2839	(17)	-0.6%
Brent Crude (\$/bbl)	77	77	0	0.1%
Gold (\$/Ounce)	2739	2741	(2)	-0.1%
Silver (\$/Ounce)	30	30	(0)	-0.6%
Light Crude (\$/bbl)	73	73	0	0.1%
N G (\$/mmbtu)	4	4	0	0.4%
Sugar (\$/MT)	507	498	9	1.8%
Rubber (Rs./kg)	191	191	0	0.0%
Baltic Dry Index	761	778	(17)	-2.2%

Currency Exchange Rate	Current	Previous	Var(%)
Rs./\$ rate	86.34	86.21	0.16%
Rs./ Euro	90.56	90.47	0.10%
Rs./Chinese Yuan	11.89	11.91	-0.10%
Yen /\$ rate	155.59	154.51	0.70%
\$ US/Euro	1.04	1.05	-0.54%

Dollar Index	Current	Previous	Var(%)
Dollar Index	107.91	107.34	0.53%

Support/ Resistance Levels for Today		
	Nifty	Bank Nifty Fut
Support 1	22740	47840
Support 2	22670	47540
Resistance	22900	48340

Securities in Ban For Trade	
INDIAMART	MANAPPURAM
MGL	PNB

**Market Review**

**US:** Wall Street's tech giants dragged US frontline indices after China's AI startup DeepSeek rattled Silicon Valley and hit the top of Apple's App Store chart.

**Asia:** Most Asian shares dropped following a bruising session on Wall Street caused by fears the valuation of artificial-intelligence companies had become excessive.

**India:** Market ended the week's first trading session lower, settling down by over 1 percent each, dragged by the selling across the counters. **Market is expected to open on a gap up note and likely to witness range bound move during the day.**

**Global economy:** In a promising turn of events for the US economy, the number of newly built single-family homes sold has surpassed expectations. The latest data reveals that new home sales have reached an annualized rate of 698K. This figure significantly outperforms the forecasted rate of 669K, demonstrating a robust housing market and indicating stronger economic growth than anticipated. The positive trend is likely to be interpreted as a bullish sign for the US Dollar, potentially strengthening its position in the currency markets.

On Monday, German business sentiment showed an unexpected improvement, with the IFO institute's business climate index climbing to 85.1 in January, up from 84.7 in December, a surprise to analysts who had anticipated the index to remain steady at the previous month's level. The survey indicated that the uplift in morale was primarily due to a more optimistic view of the present economic situation.

**Commodities:** Oil steadied after sinking by 2% on Monday as US President Donald Trump threatened to introduce a wide-ranging set of tariffs on imports, including potentially on some key industrial commodities.

Gold prices firmed on Tuesday as focus shifted to the Federal Reserve's first meeting of 2025, while investors try to decipher how U.S. President Donald Trump's policies will impact the U.S. central bank's views on growth and inflation.

**Currency:** The U.S. dollar steadied after it took a hit overnight amid a broad shakeout in financial markets on the emergence of China's DeepSeek free AI assistant that it says uses lower-cost chips and less data.

**FII Derivative Transactions (Rs. Cr)**

Contracts	Purchase		Sell		Net Value	Open Interest (OI)		OI (Previous day)		Change	
	Contract	Value	Contract	Value		Contract	Value	Contract	Value	Contract	Value
Index Future	108569	7607	70135	7642	(35)	497816	41982	521250	40888	(23434)	1094
Index Option	13560189	862661	13621134	861297	1364	7171704	514753	6511768	468912	659936	45841
Stock Future	2051579	123115	2012432	120164	2951	5727346	341760	5686123	345807	41223	(4047)
Stock Option	1974343	124386	1964061	123720	666	1931285	114478	1895331	115043	35954	(565)
<b>Total</b>	<b>17694680</b>	<b>1117769</b>	<b>17667762</b>	<b>1112823</b>	<b>4946</b>	<b>15328151</b>	<b>1012973</b>	<b>14614472</b>	<b>970650</b>	<b>713679</b>	<b>42323</b>

FII All Activity-BBG (Rs Cr)	Buy	Sell	Net
20-Jan-25	10401	14126	(3725)
21-Jan-25	10393	16721	(6328)
22-Jan-25	14400	17418	(3018)
23-Jan-25	15800	18861	(3061)
24-Jan-25	11537	14403	(2866)
<b>Month to date- Jan</b>	<b>204552</b>	<b>266223</b>	<b>(61671)</b>
FII (Prov.) (Rs Cr)	Buy	Sell	Net
21-Jan-25	9983	15903	(5920)
22-Jan-25	12937	16963	(4026)
23-Jan-25	13317	18779	(5463)
24-Jan-25	11230	13989	(2758)
27-Jan-25	9489	14504	(5015)
<b>Month to date-Jan</b>	<b>199376</b>	<b>273471</b>	<b>(74096)</b>
DII (Prov.) (Rs. Cr)	Buy	Sell	Net
21-Jan-25	14356	10855	3500
22-Jan-25	15437	11797	3640
23-Jan-25	14413	10700	3713
24-Jan-25	12835	10433	2402
27-Jan-25	16503	9861	6642
<b>Month to date-Jan</b>	<b>279599</b>	<b>206012</b>	<b>73587</b>
FII Debt - BBG (Rs. Cr)	Buy	Sell	Net
20-Jan-25	975	291	683
21-Jan-25	933	776	157
22-Jan-25	3272	1621	1651
23-Jan-25	1439	933	506
24-Jan-25	1249	1528	(279)
<b>Month to date- Jan</b>	<b>33055</b>	<b>35954</b>	<b>(2899)</b>

Market Breadth	BSE		NSE	
	No.	%	No.	%
Advance	593	14%	300	10%
Decline	3522	83%	2571	88%
Unchanged	119	3%	43	1%

Market Turnover	27-Jan	24-Jan	Var (%)
BSE Cash	5637	4907	15%
NSE Cash	95151	87531	9%
NSE Futures	313468	169931	84%
NSE Options	10995991	11442970	-4%
Total (Rs.Cr)	11410247	11705339	-3%

Volatility Index	27-Jan	24-Jan
Volatility Index	18.13	16.75

Index PE - TTM	27-Jan	Yr. High	Yr. Low
Sensex	21.5	25.7	21.5
Nifty	20.9	24.4	20.8

**Corporate News**

**UltraTech in advanced talks to acquire Heidelberg Cement**

UltraTech Cement is in advanced discussions to acquire the Indian operations of Heidelberg Cement, according to sources. The deal could involve Heidelberg Materials Group's 69.39 % stake in Heidelberg Cement India Ltd, valued at around Rs 3,381 cr based on the Jan 24 closing price. (BS)

**JSW group forays into copper mining business**

JSW group announced its entry into the copper business, with the winning of a Mine Operator and Developer (MDO) contract for two mining blocks in Jharkhand. The group said it will invest Rs 2,600 cr in the business. Won through a competitive bidding process, the project involves operationalising the two mines and setting up of a copper concentrator plant. (BS)

**Wipro bags Transformational deal**

FrieslandCampina has selected Wipro to manage its core IT services for a period of five and a half years. (HL)

**Tata Powers arm bags Rs 455 crore project**

Tata Power's solar manufacturing arm, TP Solar, secured a Rs 455 cr contract to supply 300 MWp ALMM modules to Maharashtra State Power Generation Company Limited.

**Economy**

**RBI announces measures to manage liquidity conditions**

RBI to conduct operations to inject liquidity into the banking system that include OMO purchase auctions of ₹60,000 cr in 3 tranches (Jan 30, Feb 13, and Feb 20, 2025), a 56-day Variable Rate Repo auction for ₹50,000 cr on Feb 7, 2025, and a USD/INR Buy/Sell Swap auction of USD 5 bn on Jan 31, 2025. (ET)

**FM pushes PSBs to boost affordable insurance coverage**

The Union finance ministry has asked public-sector banks to intensify expanding the coverage of govt-backed affordable life insurance schemes under its financial-inclusion initiative. Under the PMJJBY, the enrolment target for all banks was 40.74 mn and 20.78 mn were brought under it, resulting in an achievement rate of 51% till Dec 2024. (ET)

**International**

**Trump confirms Microsoft in talks over TikTok acquisition**

Donald Trump confirmed that Microsoft was in talks over buying TikTok, and that he wanted to see a bidding war to keep the social media app in the U.S. Trump had earlier told reporters that he was in talks with multiple parties over TikTok's future, and that he expected to reach a deal within 30 to 90 days. (Inv)

Top 5 Nifty Gainers	27-Jan	24-Jan	Var(%)
ICICIBANK	1228	1209	1.6%
BRITANNIA	5176	5102	1.5%
M&M	2832	2801	1.1%
HINDUNILVR	2393	2368	1.0%
SBIN	749	744	0.7%
Top 5 Nifty Losers	27-Jan	24-Jan	Var(%)
HCLTECH	1712	1793	-4.5%
TECHM	1654	1723	-4.0%
WIPRO	308	320	-3.8%
HINDALCO	587	607	-3.3%
SHRIRAMFIN	512	527	-3.0%

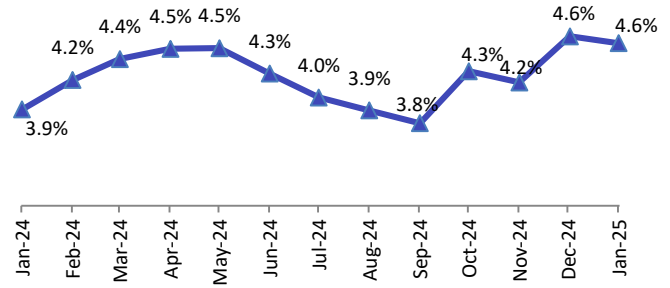
BSE Index Watch	Last	1 day	1 wk	1 mth	1 yr
SENSEX	75366	-1.1%	-2.2%	-4.2%	6.6%
MIDCAP	41572	-2.7%	-5.6%	-10.3%	10.1%
SMLCAP	48346	-3.5%	-8.3%	-12.2%	9.0%
AUTO	49475	-1.0%	-3.4%	-5.3%	16.1%
BANKEK	54703	0.0%	-2.4%	-6.0%	7.8%
Capital Goods	61102	-1.8%	-7.2%	-10.4%	7.4%
FMCG	20186	-0.9%	-0.7%	-2.2%	1.3%
Health Care	41053	-2.7%	-4.5%	-8.0%	24.5%
IT	41301	-3.3%	-1.2%	-5.3%	11.0%
METAL	27691	-2.9%	-4.3%	-5.2%	6.1%
Oil & Gas	24573	-2.4%	-6.5%	-5.0%	-0.4%
Power	6312	-2.3%	-7.0%	-9.7%	3.0%
Realty	6600	-1.7%	-11.3%	-21.0%	1.4%

NSE USD Futures	27-Jan	24-Jan	Var (%)
Jan Expiry (Rs./\$)	86.31	86.58	-0.3%
Feb Expiry (Rs./\$)	84.91	86.27	-1.6%
Total Turnover (Rs. Crore)	15927	8072	97%

Sectors	TTM PE
Auto	28.86
Auto Ancillary	41.62
Banking	13.01
Engineering	50.74
Cement	79.91
Diamonds & Jewellery	53.32
Housing Finance	24.62
Infrastructure & Const	33.56
Metals-Aluminium	34.28
Metal – Steel	16.23
Oil Expl.	12.52
Pharma	9.35
Power – Gen. Supp.	42.02
Information Tech.	27.38
Sugar	21.84
Telecom Serv. Prov.	62.03
Tyres	25.7

### US 10-Year Bond Yield

(Source: Investing.com)



10 year G-Sec Yield	Current	Previous	Change
US	4.55%	4.53%	2 bps
Japan	1.21%	1.21%	0 bps
India	6.68%	6.72%	(4) bps
UK	4.59%	4.63%	(4) bps
Libor 3 Mths	4.85%	4.85%	(0) bps

Indian Eco Data	Current	Previous	Var(%)
Forex Reserve (US\$ in bn)	624	624	0.0%
Inflation - WPI	1.89%	2.36%	(47) bps
Inflation - CPI	5.22%	5.48%	(73) bps

India GDP	Q2FY25	Q1FY25	Var(%)
Growth	5.36%	6.65%	(129) bps

Monetary Policy	Current	Previous	Change
Repo Rate	6.50%	6.50%	0 bps
Reverse Repo Rate	3.35%	3.35%	0 bps
CRR	4.00%	4.50%	(50) bps
O/S Banking System Liquidity (Rs bn)	-2981	-2979	(1.7)

IIP Growth %	Nov-24	Nov-23	Apr-Feb
IIP	5.2	2.5	4.4
Capital Goods	9.0	-1.1	4.5
Mining	5.8	1.3	4.1
Manufacturing	4.4	5.8	6.0
Electricity	1.9	7.0	3.6

ADR Price Movement

Company	Price (US\$)	Volume	Previous Day Price	Volume	Variance (%)	No. of Share Per ADR	ADR Price (Rs.)	BSE Price	Variance (%)
Infosys Tech	21.54	9588947	21.68	7612580	-0.65%	1	1859.74	1822.00	2.1%
Wipro	3.66	6803352	3.77	7359908	-2.92%	1	316.00	307.95	2.6%
Dr.Reddy's	13.65	1873597	14.01	1781428	-2.57%	1	1178.52	1197.65	-1.6%
ICICI Bank	28.34	5937788	27.96	4635209	1.36%	2	1223.42	1227.95	-0.4%
HDFC Bank	58.72	2902968	58.33	3271633	0.67%	3	1689.94	1629.80	3.7%

GDR's (US\$)

	Prices	Prev. Close	Change	Var %
L&T	40.00	40.00	0.0	0.0%
RIL	57.20	58.10	(0.9)	-1.5%
SBI	86.30	85.90	0.4	0.5%

US Economy Data	Current	Previous
Inflation (%) (YoY)	2.90%	2.70%
Unemployment (%)	4.10%	4.20%

Interest Rate (%)	Current	Previous
Fed Rate	4.50%	4.75%

US GDP	Q2CY24	Q1CY24
Growth (QoQ Annualized)	3.10%	3.00%

China Economy Data	Current	Previous
GDP	5.40%	4.60%
Inflation – CPI (%)	0.10%	0.20%

Economic Calendar

Economic Calendar	Date
Indian GDP Data	28 Feb
Indian Inflation Data CPI	12 Feb
Indian Inflation Data WPI	14 Feb
Indian Monetary Policy	07 Feb
India's Industrial Production (IIP)	12 Feb
US Inflation Data	12 Feb
US GDP	30 Jan
US Unemployment Data	07 Feb
US Fed Rate	30 Jan
China GDP	16 Apr
China Inflation Data	09 Feb

Event Update

Name	Date	Purpose
Mangalam Industrial Finance Ltd.	28/01/25	Rs.0.01 per share(1%)First Interim Dividend
Mazda Ltd.	28/01/25	Stock Split from Rs.10/- to Rs.2/-
Tips Music Ltd.	28/01/25	Rs.3.00 per share(300%)Third Interim Dividend
Wendt (India) Ltd.	28/01/25	Rs.30.00 per share(300%)Interim Dividend
Wipro Ltd.	28/01/25	Rs.6.00 per share(300%)Interim Dividend
Zensar Technologies Ltd.	28/01/25	Rs.2.00 per share(100%)Interim Dividend
Bharat Petroleum Corporation Ltd.	29/01/25	Rs.5.00 per share(50%)Interim Dividend
MPS Ltd.	29/01/25	Rs.33.00 per share(330%)First Interim Dividend
N.B.I. Industrial Finance Co. Ltd.	29/01/25	Merger
Persistent Systems Ltd.	29/01/25	Rs.20.00 per share(400%)Interim Dividend
Accelya Solutions India Ltd.	30/01/25	Rs.50.00 per share(500%)Interim Dividend
Balkrishna Industries Ltd.	30/01/25	Third Interim Dividend
Burnpur Cement Ltd.	30/01/25	Reduction of Capital
Housing & Urban Development Corporation Ltd.	30/01/25	Rs.2.05 per share(20.5%)Interim Dividend
Siemens Ltd.	30/01/25	Rs.12.00 per share(600%)Dividend
Transport Corporation Of India Ltd.	30/01/25	Second Interim Dividend
Coal India Ltd.	31/01/25	Second Interim Dividend
Emerald Finance Ltd.	31/01/25	Rs.0.06 per share(0.6%)Interim Dividend
Indian Energy Exchange Ltd.	31/01/25	Interim Dividend
JBM Auto Ltd.	31/01/25	Stock Split from Rs.2/- to Re.1/-
Kiduja India Ltd.	31/01/25	Stock Split from Rs.10/- to Re.1/-
Mohite Industries Ltd.	31/01/25	Stock Split from Rs.10/- to Re.1/-
Senco Gold Ltd.	31/01/25	Stock Split from Rs.10/- to Rs.5/-
Wealth First Portfolio Managers Ltd.	31/01/25	Dividend
Gothi Plascon (India) Ltd.	01/02/25	Interim Dividend
Route Mobile Ltd.	01/02/25	Second Interim Dividend
Torrent Pharmaceuticals Ltd.	01/02/25	Interim Dividend

**Bulk Deal As On 27/01/25**

BSE					
Security Code	Security Name	Client Name	Deal	Quantity	Price
513513	ADITYA	HARISH VERMA	S	5250	8.82
513513	ADITYA	HARISH VERMA	B	27620	8.6
513513	ADITYA	SHAH DIPAK KANAYALAL	S	48083	8.6
535719	AMPVOLTS	MULTIPLIER SHARE & STOCK ADVISORS PRIVATE LIMITED	B	131340	36.89
535719	AMPVOLTS	SUDHANSHU KANDA	B	75000	36.89
535719	AMPVOLTS	VIVEK KANDA	S	95000	36.89
537069	ARNOLD	LEADING LIGHT FUND VCC - THE TRIUMPH FUND	B	200000	38.35
537069	ARNOLD	MANSI SHARE & STOCK ADVISORS PRIVATE LIMITED	S	200000	38.35
544337	AVAX	BALVINDER SINGH	B	12000	92.68
544337	AVAX	MANSI SHARE & STOCK ADVISORS PRIVATE LIMITED	S	20000	92.81
544337	AVAX	SHIVARJUN BYRAPANENI RAO	B	8000	92.69
544337	AVAX	SOHAN SINGH	B	14000	92.68
544337	AVAX	SUNILBHAI LAXMANBHAI ASHVANI	S	8000	92.69
543439	BRANDBUCKT	GOURAV VISHAL	B	258000	11.05
543439	BRANDBUCKT	RAVINDRA DHONDU DHURI	S	676000	11.05
526546	CHOKSILA	CSG FINANCIAL & MANAGEMENT SERVICES PRIVATE LIMITED	S	42583	110.58
526546	CHOKSILA	NANDLAL AGARWAL	B	43934	111.56
526546	CHOKSILA	PARDEEP KUMAR AGGARWAL HUF	B	38200	111.99
544343	CNINFOTECH	CAPRI GLOBAL HOLDINGS PRIVATE LIMITED	B	290000	274
544343	CNINFOTECH	MULTIPLIER SHARE & STOCK ADVISORS PRIVATE LIMITED	B	160800	260.3
544343	CNINFOTECH	SMC GLOBAL SECURITIES LIMITED	B	500000	271.26
512361	CUPIDALBV	GANDHI SADHANA VINOD	S	7174	99.78
512361	CUPIDALBV	GROWTH SECURITIES PRIVATE LIMITED	B	10907	99.78
542906	EASUN	PRANAY KOCHAR	B	91000	55.88
521137	EUREKAI	ANAND SINGHI	S	136999	11.34
544332	FABCLEAN	SOHAM FINCARE INDIA LLP	S	137600	277.2
544332	FABCLEAN	SOHAM FINCARE INDIA LLP	B	137600	275.94
540938	GUJHYSPI	KASHMIRA KEDAR KOTHARI	S	150000	22.04
513337	GUJTLRM	TEUDDY TECHNOLOGY PRIVATE LIMITED	S	1483363	11.85
539224	HCKKVENTURE	ANILKUMAR	S	22045	149.45
531301	HIGHSTREE	PACE STOCK BROKING SERVICES PVT LTD	B	3695	189.16
544308	HILLTONE	HINABEN GIRISHKUMAR PANCHAL	S	103221	59.57
541627	HITECHWIND	BHARATKUMARJAIN	B	26000	10.45
544334	INDOBELL	BLACK FOX FINANCIAL PVT LTD	S	36000	144.42
544334	INDOBELL	BLACK FOX FINANCIAL PVT LTD	B	6000	135.5
541983	INNOVATIVE	ANWAR MOHAMMED SHAIKH	B	295000	29.5
544160	JAYKAILASH	OM PRAMILA STOCKS PRIVATE LIMITED	S	64000	58.69
538765	JSHL	NEELAM JAIN	B	65000	8.32
543289	KGES	GREEN PEAKS ENTERPRISES LLP	B	12000	31.88
526251	MIDEASTP	MANISHKUMAR RAMESHKUMAR KODWANI	B	32000	15
526251	MIDEASTP	RITESHKUMAR J SONI	B	30000	14.3
540809	MRCAGRO	HINABEN KIRITBHAI PATEL	B	150000	13
540809	MRCAGRO	SANJAYKUMAR JAYANTIBHAI VALAND	B	110000	13.22
540809	MRCAGRO	SHIVENDRA PRATAP SINGH	S	117110	13.11
542206	NIVAKA	BRIGHTFUL COMMERCIAL PRIVATE LIMITED	B	559100	3.57
530805	OIVL	DEALMONEY COMMODITIES PRIVATE LIMITED	B	500000	11.62
530805	OIVL	RAVAL NAMAN VIRENDRAKUMAR	B	240673	11.83
530805	OIVL	SANDIP JAYSHUKHLAL SHAH	B	800122	12.56
530805	OIVL	VANRAJ DADBHAI KAHOR	B	475000	12.38

530805	OIVL	VIBHU MAURYA	S	973757	12.7
513119	ONIXSOLAR	MULTIPLIER SHARE & STOCK ADVISORS PRIVATE LIMITED	S	11573	372.7
511734	PASUFIN	KARTIKBATHLA	B	24000	32.41
511734	PASUFIN	MULTIPLIER SHARE & STOCK ADVISORS PRIVATE LIMITED	S	34402	32.41
511734	PASUFIN	SUDHANSHU KANDA	B	45000	32.41
539673	RCL	KRISHAN SINGH RAJAWAT	S	229265	2.51
539673	RCL	PHANI KUMARI KOLLIPARA	B	174100	2.51
539519	SATTVASUKU	ARYAFIN-TRADE SERVICES INDIA PRIVATE LIMITED	B	1130000	1.34
526081	SCAGRO	NEERAJ KUMAR	S	45258	17.95
526081	SCAGRO	PRABHU DAYAL	S	47324	18
526081	SCAGRO	SANJAY BHAGAT	S	60120	18
526081	SCAGRO	SPROUTCRAFT ENTERPRISES PRIVATE LIMITED	B	152171	17.99
530797	SHGANEL	BHANUBEN AMRATBHAI DESAI	S	45000	28.23
530797	SHGANEL	GIRISH VAGHAJIBHAI SOLANKI	B	45000	28.23
522152	SOLIMAC	NITIN J ASHAR HUF	B	49092	91.01
522152	SOLIMAC	PRATIMA NITIN ASHAR	S	50000	91.03
544267	SUBAM	LEADING LIGHT FUND VCC - THE TRIUMPH FUND	B	120800	107
544267	SUBAM	MANSI SHARE & STOCK ADVISORS PRIVATE LIMITED	S	120800	107
533982	TERASOFT	BIJAL PRADEEP DESAI	B	65000	246.55
539291	VASUDHAGAM	AVINASH MARUTI SUROVASE	S	257797	8.95
539291	VASUDHAGAM	RANJIT KARMAKAR	B	241925	8.95
506122	VOLKAI	DEVENDRA VEER GUPTA	B	2500	207.35

NSE

Security Code	Security Name	Client Name	Deal	Quantity	Price
BGREENERGY	BGR Energy Systems Ltd	EPITOME TRADING AND INVESTMENTS	SELL	800000	142.1
GREAVESCOT	Greaves Limited	EQUITY INTELLIGENCE INDIA PRIVATE LIMITED	BUY	1251900	234.63
IDENTICAL	Identical Brains Studio L	INVESTI GLOBAL OPPORTUNITY FUND PCC - CELL 1	BUY	110000	53.51
JALAN	Jalan Transolu. India Ltd	PARTHA PRATIM ROYCHOWDHURY	BUY	198000	11.2
KANDARP	Kandarp Dg Smart Bpo Ltd	LEENA HEMENDRA MEHTA	BUY	100000	48.7
KANDARP	Kandarp Dg Smart Bpo Ltd	RELIABLE DATA SERVICES LIMITED	SELL	100000	48.7
OBCL	Orissa Bengal Carrier Ltd	RBG COMMODITIES LIMITED	BUY	137465	56.58
ORTINGLOBE	ORTIN GLOBAL LIMITED	BEACON STONE CAPITAL VCC - BEACON STONE I	SELL	82000	15.59
ORTINGLOBE	ORTIN GLOBAL LIMITED	WAVE CAPITAL LTD	BUY	92000	15.62
SAIFL	Sameera Agro And Infra L	PAVAN KUMAR BIKKUYMALLA	SELL	100000	80
SATKARTAR	Sat Kartar Shopping Ltd	LEADING LIGHT FUND VCC THE TRIUMPH FUND	BUY	195200	153.25
SATKARTAR	Sat Kartar Shopping Ltd	MANSI SHARE AND STOCK ADVISORS PVT LTD	SELL	163200	153.25
SMVD	SMVD Poly Pack Limited	NARESH KUMAR SARAOGI	BUY	92920	11.95
TOUCHWOOD	Touchwood Entertain Ltd.	HARYANA REFRACTORIES PRIVATE LIMITED	SELL	546728	118.54
TOUCHWOOD	Touchwood Entertain Ltd.	MANOJ AGARWAL	SELL	275000	118.76
TOUCHWOOD	Touchwood Entertain Ltd.	VINOD SOMANI	BUY	1026305	118.6

**Disclosure:**

Research Reports that are published by Nirmal Bang Securities Private Limited (hereinafter referred to as "NBSPL") are for private circulation only. NBSPL is a registered Research Analyst under SEBI (Research Analyst) Regulations, 2014 having Registration no. INH000001766. NBSPL is also a registered Stock Broker with National Stock Exchange of India Limited, BSE Limited, Metropolitan Stock Exchange of India Limited, Multi Commodity Exchange of India Limited and , National Commodity and Derivative Exchange Limited in Capital Market , Equity and Commodities derivatives segments and Currency Derivatives Segment .

NBSPL has other business divisions with independent research teams separated by Chinese walls, and therefore may, at times, have different or contrary views on stocks and markets.

NBSPL or its associates have not been debarred / suspended by SEBI or any other regulatory authority for accessing / dealing in securities Market since last 20 years. NBSPL, its associates or analyst or his relatives do not hold any financial interest (Except Investment) in the subject company. NBSPL or its associates or Analyst do not have any conflict or material conflict of interest at the time of publication of the research report with the subject company. NBSPL or its associates or Analyst or his relatives may or may not hold beneficial ownership of 1% or more in the subject company at the end of the month immediately preceding the date of publication of this research report.

NBSPL or its associates / analyst has not received any compensation / managed or co-managed public offering of securities of the company covered by Analyst during the past twelve months. NBSPL or its associates have not received any compensation or other benefits from the company covered by Analyst or third party in connection with the research report. Analyst has not served as an officer, director or employee of Subject Company. NBSPL / analyst has not been engaged in market making activity of the subject company.

**Analyst Certification:** The research analysts and authors of these reports, hereby certify that the views expressed in this research report accurately reflects my/our personal views about the subject securities, issuers, products, sectors or industries. It is also certified that no part of the compensation of the analyst(s) was, is, or will be directly or indirectly related to the inclusion of specific recommendations or views in this research. The analyst(s) principally responsible for the preparation of this research report and has taken reasonable care to achieve and maintain independence and objectivity in making any recommendations.

**Disclaimer:**

The Research Report is for the personal information of the authorized recipient and does not construe to be any investment, legal or taxation advice. NBSPL is not soliciting any action based upon it. Nothing in the research report shall be construed as a solicitation to buy or sell any security or product, or to engage in or refrain from engaging in any such transaction. In preparing the research report, we did not take into account the investment objectives, financial situation and particular needs of the reader.

The research report has been prepared for the general use of the clients of NBSPL and must not be copied, either in whole or in part, or distributed or redistributed to any other person in any form. If you are not the intended recipient you must not use or disclose the information in the research report in any way. Though disseminated to all the customers simultaneously, not all customers may receive the research report at the same time. NBSPL will not treat recipients as customers by virtue of their receiving the research report. The research report is not directed or intended for distribution to or use by any person or entity resident in a state, country or any jurisdiction, where such distribution, publication, availability or use would be contrary to law, regulation or which would subject NBSPL & its group companies to registration or licensing requirements within such jurisdictions.

The report is based on the information obtained from sources believed to be reliable, but we do not make any representation or warranty that it is accurate, complete or up-to-date and it should not be relied upon as such. We accept no obligation to correct or update the information or opinions in it. NBSPL or any of its affiliates or employees shall not be in any way responsible for any loss or damage that may arise to any person from any inadvertent error in the information contained in the research report. NBSPL or any of its affiliates or employees do not provide, at any time, any express or implied warranty of any kind, regarding any matter pertaining to this report, including without limitation the implied warranties of merchantability, fitness for a particular purpose, and non-infringement. The recipients of the research report should rely on their own investigations.

This information is subject to change without any prior notice. NBSPL reserves its absolute discretion and right to make or refrain from making modifications and alterations to this statement from time to time. Nevertheless, NBSPL is committed to providing independent and transparent recommendations to its clients, and would be happy to provide information in response to specific client queries.

Before making an investment decision on the basis of research report, the reader needs to consider, with or without the assistance of an adviser, whether the advice is appropriate in light of their particular investment needs, objectives and financial circumstances. There are risks involved in securities trading. The price of securities can and does fluctuate, and an individual security may even become valueless. International investors are reminded of the additional risks inherent in international investments, such as currency fluctuations and international stock market or economic conditions, which may adversely affect the value of the investment. Opinions expressed are subject to change without any notice. Neither the company nor the director or the employees of NBSPL accept any liability whatsoever for any direct, indirect, consequential or other loss arising from any use of the research report and/or further communication in relation to the research report. Here it may be noted that neither NBSPL, nor its directors, employees, agents or representatives shall be liable for any damages whether direct or indirect, incidental, special or consequential including lost revenue or lost profit that may arise from or in connection with the use of the information contained in the research report.

Copyright of this document vests exclusively with NBSPL.

Our reports are also available on our website

Registration granted by SEBI and certification from NISM in no way guarantee performance of NBSPL or provide any assurance of returns to investors.

**Nirmal Bang Research (Division of Nirmal Bang Securities Pvt. Ltd.)**

B-2, 301/302, Marathon Innova,  
Opp. Peninsula Corporate Park  
Off. Ganpatrao Kadam Marg  
Lower Parel(W), Mumbai-400013  
Board No. : 91 22 6723 8000/8001  
Fax. : 022 6723 8010